

AQUAPANEL®

Traverse

For attaching light brackets



AQUAPANEL® Traverses are used for fitting wall-mounted loads up to 1.5 kN/m (e.g. mounting bolts, shelving, handrails) onto drylining walls made with AQUAPANEL® Cement Board Indoor panelling.

AQUAPANEL® Traverses are a further development of the Knauf metal sheet traverses. They are resistant to alkalis and moisture and are available with (type MH) or without (Type M) timber insert.

Technical information

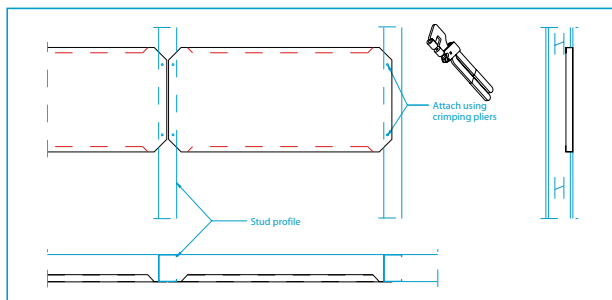
Modular centres	625/600/417/400 mm
Height	approx. 290 mm
Sheet thickness	approx. 0.75 mm with special corrosion-resistant coating
Type M	without core-impregnated MDF insert
Type MH	with core-impregnated MDF insert approx. 18 mm thick

Load capacity

• the following maximum loads apply with single layer of board	Traverse M: up to 0.7 kN/m Traverse MH: up to 1.5 kN/m
• with a single layer of AQUAPANEL® Cement Board Indoor with tiles or with two layers	Traverse M and Traverse MH: up to 1.5 kN/m

Handling and installation

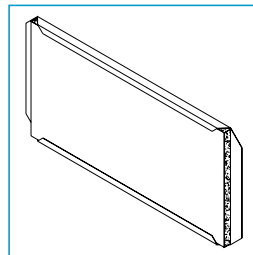
AQUAPANEL® Traverses are crimped twice on each side to the supporting metal framework using crimping pliers.



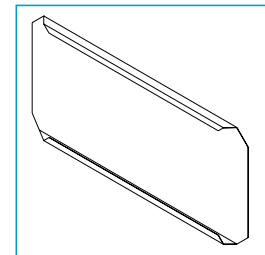
AQUAPANEL® Traverse installation

Method of delivery

- Traverse M: 30 pcs/box
- Traverse MH: 15 pcs/box



AQUAPANEL® Traverse (Type MH)



AQUAPANEL® Traverse (Type M)

Item codes:

87270 (M625)
95705 (M600)
95706 (M417)
95707 (M400)

87272 (MH625)
95708 (MH600)
95709 (MH417)
95710 (MH400)