

WM111C.1 AQUAPANEL® Single Stud

WM111C.1-H4.1 - Window connected to UA profiles

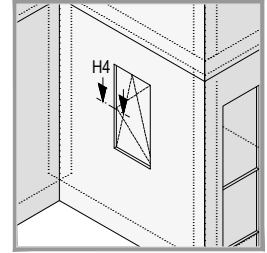


Details scale 1:5

- 1) according to static calculation
- 2) observe edge clearance!

Note:

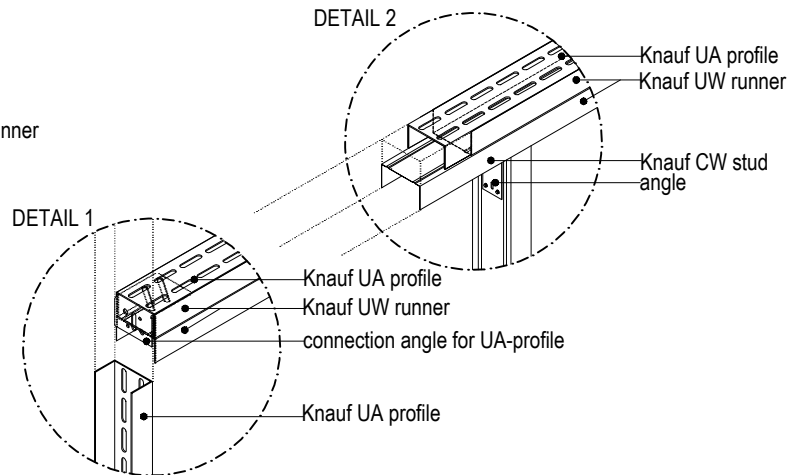
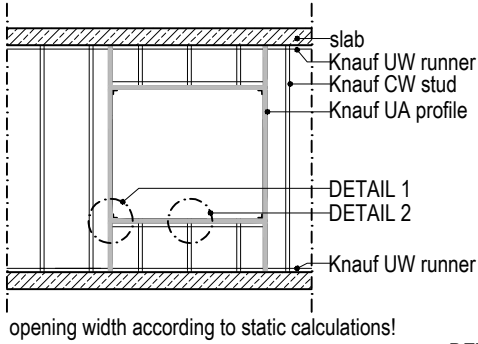
- The drawings illustrating the general concept of how the system works and interfaces with other construction components.
- The drawings do not substitute an execution design.
- Observe the static calculation, general guidelines and edge clearance.
- The technical specifications and information on the products given in the technical data sheets and system descriptions/ approvals must be observed.



WM111C.1-H4.1

Illustration

Stud:



WM111C.1-H4.1

Horizontal section

